


# CA' PESARO - GALLERIA INTERNAZIONALE D'ARTE MODERNA



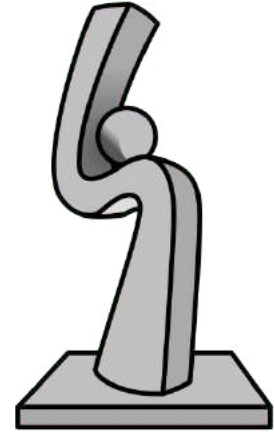
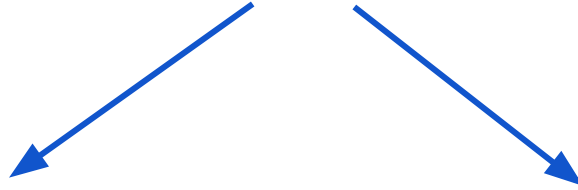

## SOCIAL STORY

### Independent visit to the museum

# CA' PESARO IS A MUSEUM WHERE I CAN SEE




Pictures



Sculptures

# THE MUSEUM ALSO HAS...




A Bookshop



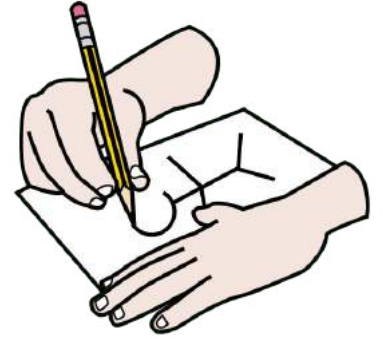
A Cafeteria-bar

# IN THE MUSEUM I CAN...


Ask a question and  
request information  
from the museum staff



Draw the works of art  
I see




Take photos



# HOW TO BEHAVE IN THE MUSEUM

Speak in a low voice so as not to disturb the other visitors.





In the museum you don't usually run because it can disturb other visitors.

During the visit, I walk quietly with the people who are with me.




I can get close to the works (paintings and sculptures) to observe them better, but I must not touch them.



# HOW TO BEHAVE IN THE MUSEUM

You cannot eat  
in the museum's  
display rooms



But you can eat in the  
Cafeteria-bar




You cannot drink  
in the museum's  
display rooms

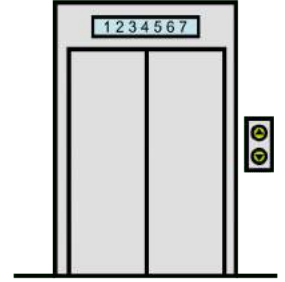


## IF I NEED TO I CAN...

Go to the lavatory



Take the lift



Take a rest.

I can sit on the benches and armchairs in the museum's entrance hall (*Androne*) on the ground floor.

I can also sit on the floor.





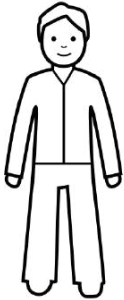
This is the entrance to the Ca' Pesaro museum from the Fondamenta. The Fondamenta is the passage that runs along the Ca' Pesaro stream.





I enter the museum through this large glass door.

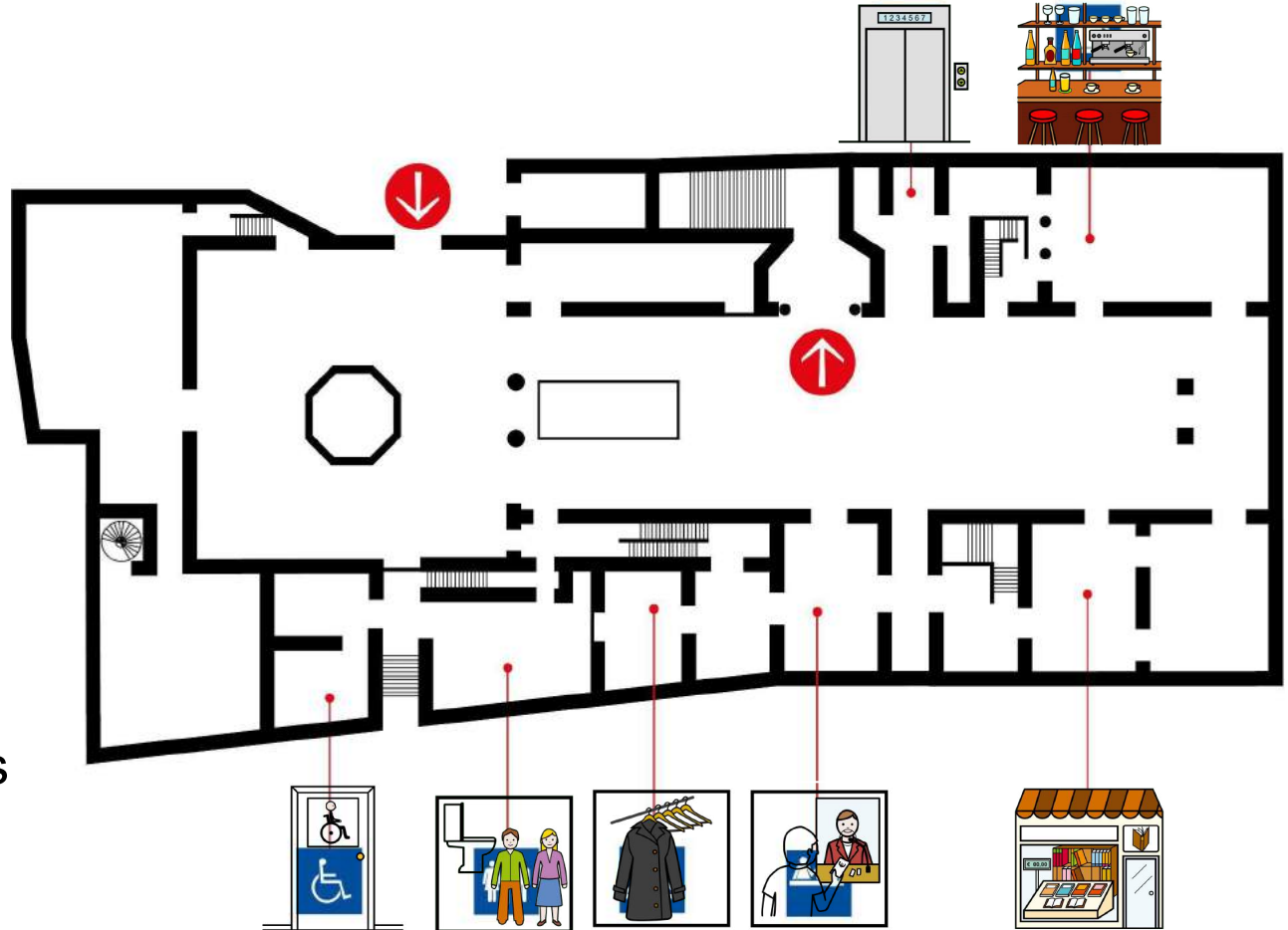
The museum staff wear a blue uniform and a badge a badge i.e. an identity card.



This is the plan of the museum's ground floor .

Here I find:

- the toilets
- the Cloakroom
- the Ticket Office
- the Bookshop
- the Cafeteria-bar
- the Baby Pit-stop  
(breastfeeding area)
- the lift
- the stairs to go up on  
the upper floors where  
the museum collections  
are located




I am inside the museum.

This space is the entrance hall (Androne) of the museum.

I turn right to buy my ticket.



The Ticket Office is this way.


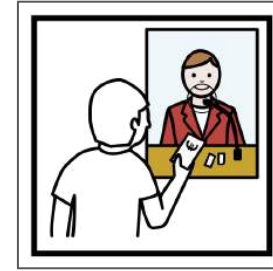


This is the Ticket Office at Ca' Pesaro.

Here I buy my ticket and can ask for information.

The ground floor, where I am, can be visited without a ticket.

The room is illuminated by sunlight, which enters through the windows, and from the artificial one.






This is the museum Cloakroom. It is located next to the Ticket Office.  
Usually people leave their coats and their backpacks in the cloakroom.  
I can leave my coat and backpack in the cloakroom too, if I brought one with me.  
I will collect it at the end of the visit.





If I need to go to the bathroom I have to leave through the large glass door at the entrance hall. I cross the internal courtyard and enter the first glass door on my left.





Here are the bathrooms.



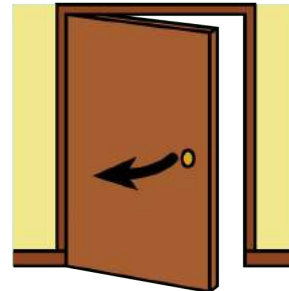
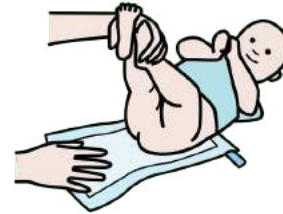
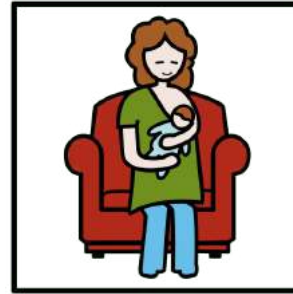
In the entrance hall there are also the Baby Pit-stop, the Cafeteria-Bar and the Bookshop.



Beyond this door, on the first floor, there is the Baby Pit-stop: it is a private and welcoming room used for breastfeeding, changing and relaxing newborns.

I can also use this room to take a short break from the visit and rest.

The museum staff will open the door for me.





People usually like to go to the museum's Cafeteria-Bar to eat and drink something.

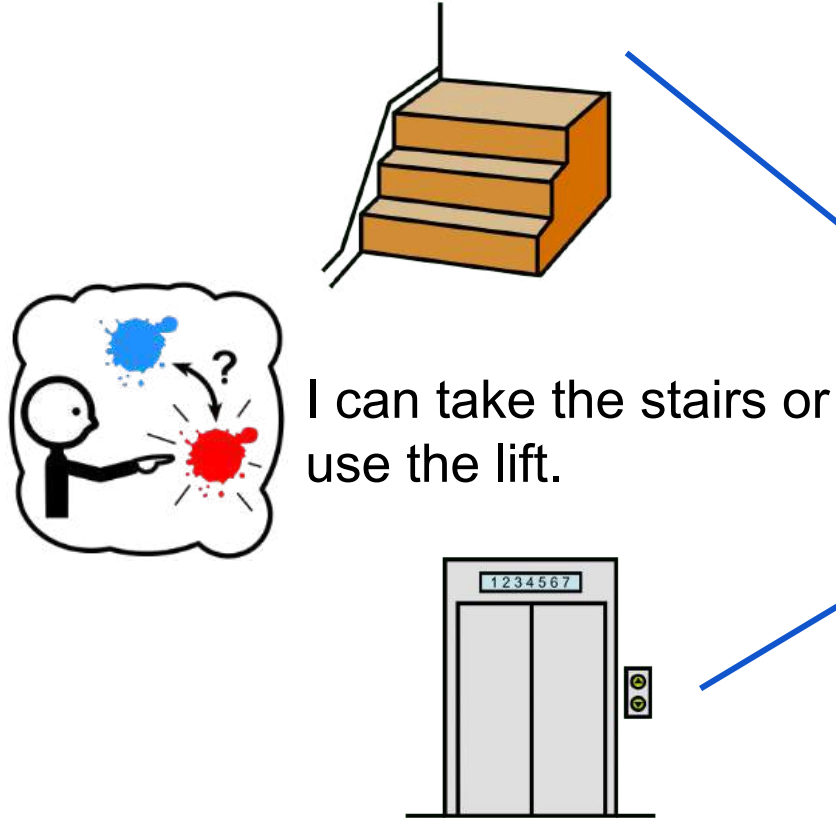
I can sit on the tables located in the entrance hall or in the internal room.



In front of the Cafeteria- Bar there is the Bookshop.  
Here I can purchase something before or after the visit to the museum.



I am in the entrance hall on the ground floor.  
To start the visit I go to the first floor.



Before going up the stairs or taking the lift I show the museum employee my ticket.




The attendant will check the ticket with a special scanner that will emit a sound.





I climb the stairs to reach the first floor of the museum

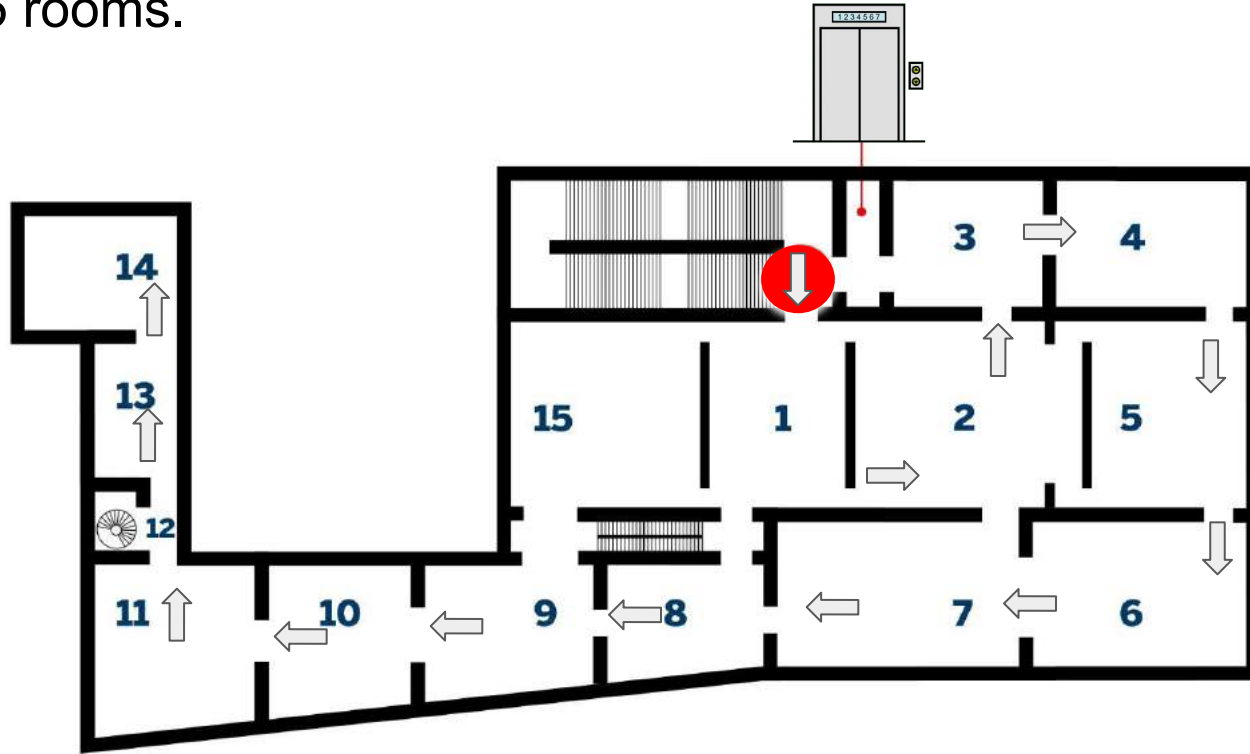
If I need the lift to get to the first floor I ask the museum staff for help.



As I go up, I can look at the busts of Felicita Bevilacqua La Masa and her husband Giuseppe La Masa on the walls.



I am on the first floor and start my tour of the museum.  
The tour starts in room 1 and ends in room 15.  
I will visit 15 rooms.



The visit to the first floor will be over when the bar is all blue.



## Room 1 - Meetings. Rodin, Medardo, Wildt

In this room there are sculptures by important artists.

In this room I can see Auguste Rodin's 'The burghers of Calais'. Usually people walk around this sculpture to observe it better.



In this room, near the entrance, there are black stools.

I can take one, take it with me while visiting the museum and use it to rest.  
If I'm tired I can use the stool to rest.





## Room 2 - Light and shadow in Realism and Divisionism

Sculptures and paintings are exhibited in this room.

People usually like to get close to the sculptures to see the details.  
I too can go close to the sculptures to observe them better.





## Room 3 - The rebels of Ca' Pesaro

In this room is a large painting by Felice Casorati called 'The young ladies'. Many people find this work interesting.



## Room 4 - The rebels of Ca' Pesaro

In this room, on the wall with the black background, I can observe two paintings from the pictorial cycle called "The Thousand and One Nights" by Vittorio Zecchin.

[illegible]

## Room 5 - Colour and form in international art

The museum's most important masterpieces are displayed in this room. Among them is Gustav Klimt's famous 'Judith II'. Usually people like to take photos of this work. I can take pictures of it too.


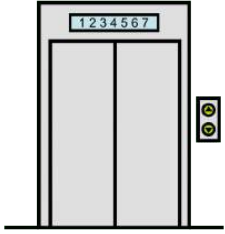


Also in this room there are black stools.  
I can take one, take it with me while visiting the museum and use it to rest.  
If I'm tired I can use the stool to rest.






If I am tired I can go back to the entrance hall on the ground floor.  
To return to the entrance hall I walk back through the rooms: I can take the stairs or the lift.



To use the lift I ask the museum staff for help.



In the entrance hall there are benches and armchairs where I can rest.



## Room 6 - The Chiara and Francesco Carraro Collection. A look at the 20th century

In this room there are sculptures and paintings.

The lighting may be too bright and disturbing.



If the light bothers me, I can wear my sunglasses or move on to the next room.

[illegible]

## Room 7 - A look at the 20th century


In this room there are sculptures, paintings and many glass objects, such as these.





## Room 8 – From Metaphysics to the return to order

The sculpture “Girl towards evening” by Arturo Martini is also exhibited in this room.





## Room 9 - Metaphysical resonances

In this room people love to observe "The Partisan", the large ceramic sculpture by Leoncillo.




## Room 10 - The Gemma De Angelis Testa donation

Usually people like to get close to the works to see the details.  
In this room there is also "Homage to Mondrian" by Armando Testa.



## Room 11 – 1948 and around

“The Cardinal” is the large bronze sculpture by Giacomo Manzù.  
I can get closer to the sculpture to observe it better.



## Room 12 - Corridor

This room is actually a narrow corridor.  
There may be people before me.



To enter this room I wait for  
my turn in room 11.


If I don't want to see hall 12, I can  
go directly to room 13.






## Room 13 - From the New Front of the Arts to abstraction

In this room there is 'G.G.105' the large painting by Mario Deluigi.




## Room 14 - The Gemma De Angelis Testa donation

In this room many people observe and photograph Anselm Kiefer's great work also composed of many sunflower seeds.  
I too can observe this work and photograph it.

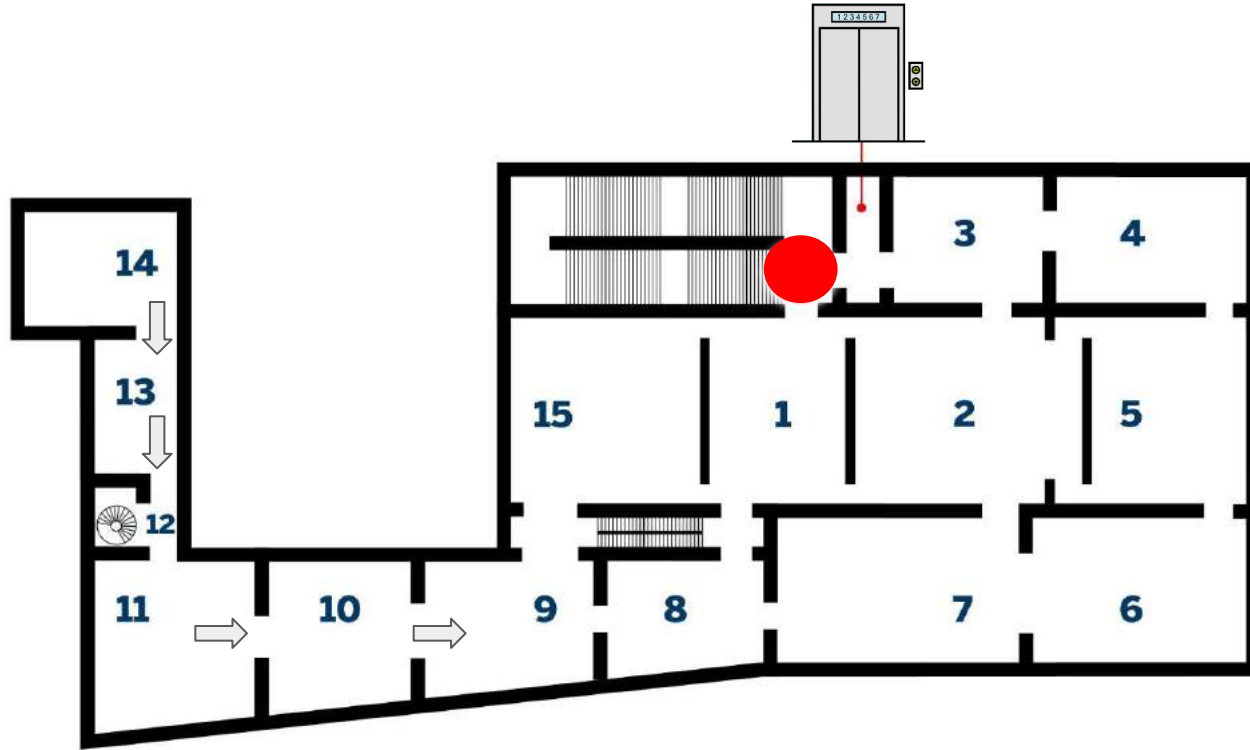


If I need help and information (where the bathroom is, where the Cafeteria-Bar is, where I can rest...) I can ask the museum staff.



I am now in room 14.

To go to room 15 I go back to room 9.



I am now in room 9.

I go through the first door on the left to get to room 15.





## Room 15 - The Sonnabend Collection

This is the last room on the first floor.

In this room there are works placed directly on the floor.

In the center of the room there is the work “White Brillo Boxes” and “Del Monte Boxes” by Andy Warhol.

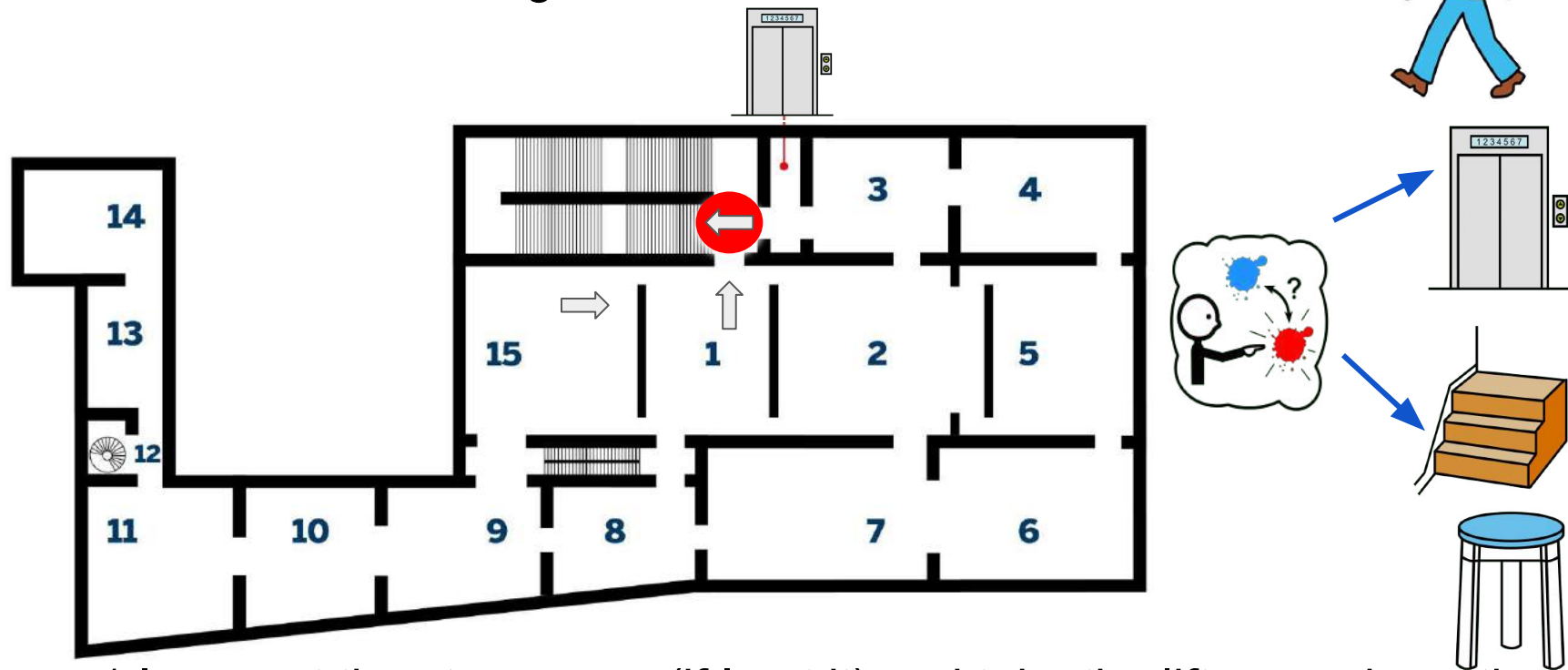
I can walk around the works but must be careful. This is very important.



The visit to the first floor is over.

To leave the museum I have to return to the ground floor.

From room 15 I follow the signs to room 1.



In room 1 I can put the store away (if I got it) and take the lift or go down the stairs.


I am back in the entrance hall, on the ground floor.

If I'm hungry, I can ask the person accompanying me to have a snack.

In the entrance hall there are benches and armchairs to sit on, and also the Cafeteria-bar.

If I feel like it I can go to the Bookshop.


Cafeteria-bar



Bookshop



Before leaving the museum I go to the Cloakroom to collect my jacket and backpack, if I left them there.





The visit is over.  
Now I can go home.  
I go out through the big glass door.

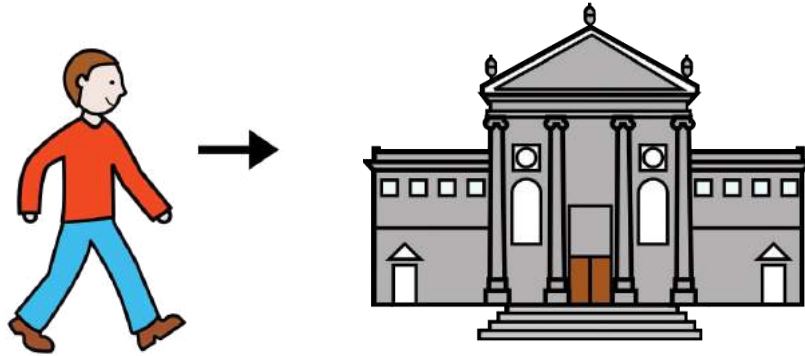


I turn right and exit the  
gate.





If I enjoyed my visit, I can return to the museum again.



## **Social story**

by Cristina Gazzola



### **MUVE EDUCATION**

Ufficio Attività Educative

Fondazione Musei Civici di Venezia

Mauro Bon

con Riccardo Bon, Claudia Calabresi, Cristina Gazzola, Chiara Miotto

—

T +39 041 2700370

M +39 3468126483

(lunedì e mercoledì 9.30-12.30)

[education@fmcvenezia.it](mailto:education@fmcvenezia.it)

[visitmuve.it/MUVEeducation](http://visitmuve.it/MUVEeducation)

[facebook.com/MUVEeducation](https://facebook.com/MUVEeducation)

[instagram.com/muveeducation/](https://instagram.com/muveeducation/)